
































Los Angeles Pitchers 2020












Rk.	Player	PA	BIP	BA	xBA	Diff	SLG	xSLG	Diff	wOBA	xwOBA	Diff	ERA	xERA	Diff
1	 Mayers, Mike	121	68	.162	.171	-0.009	.252	.298	-0.046	.219	.239	-0.020	2.10	2.40	-0.30
2	 Bundy, Dylan	267	173	.208	.214	-0.006	.343	.332	0.011	.267	.268	-0.001	3.29	3.02	0.27
3	 Barria, Jaime	132	95	.223	.215	0.008	.405	.334	0.071	.290	.269	0.021	3.62	3.04	0.58
4	 Peña, Félix	115	77	.255	.235	0.020	.358	.351	0.007	.297	.288	0.009	4.05	3.50	0.55
5	 Andriese, Matt	126	81	.184	.220	-0.036	.360	.379	-0.019	.271	.295	-0.024	4.50	3.68	0.82
6	 Canning, Griffin	238	158	.257	.229	0.028	.443	.416	0.027	.330	.316	0.014	3.99	4.27	-0.28
7	 Heaney, Andrew	279	188	.246	.250	-0.004	.414	.445	-0.031	.306	.320	-0.014	4.46	4.39	0.07
8	 Buttrey, Ty	112	84	.283	.270	0.013	.495	.450	0.045	.344	.325	0.019	5.81	4.55	1.26
9	 Sandoval, Patrick	159	114	.252	.271	-0.019	.510	.484	0.026	.345	.349	-0.004	5.65	5.34	0.31
10	 Teheran, Julio	149	111	.305	.317	-0.012	.641	.623	0.018	.421	.426	-0.005	10.05	8.70	1.35


Los Angeles Batters 2020													
Rk.	Player	PA	Pos	BIP	BA	xBA	Diff	SLG	xSLG	Diff	wOBA	xwOBA	Diff
1	 Trout, Mike	241	CF	147	.281	.287	-0.006	.603	.603	0.000	.407	.421	-0.014
2	 Rendon, Anthony	232	3B	158	.286	.286	0.000	.497	.467	0.030	.395	.387	0.008
3	 Stassi, Max	105	C	72	.278	.267	0.011	.533	.561	-0.028	.370	.385	-0.015
4	 Walsh, Jared	108	1B	87	.293	.268	0.025	.646	.543	0.103	.393	.348	0.045
5	 Ohtani, Shohei	175	P	103	.190	.234	-0.044	.366	.423	-0.057	.290	.331	-0.041
6	 Upton, Justin	166	LF	105	.204	.228	-0.024	.422	.430	-0.008	.307	.328	-0.021
7	 Fletcher, David	230	2B	185	.319	.292	0.027	.425	.351	0.074	.350	.316	0.034
8	 Ward, Taylor	102	RF	66	.277	.250	0.027	.383	.396	-0.013	.314	.309	0.005
9	 Pujols, Albert	163	1B	128	.224	.243	-0.019	.395	.394	0.001	.282	.293	-0.011
10	 Simmons, Andrelton	127	SS	102	.297	.238	0.059	.356	.281	0.075	.313	.262	0.051
11	 Rengifo, Luis	106	SS	66	.156	.182	-0.026	.200	.249	-0.049	.227	.256	-0.029
12	 Adell, Jo	132	CF	69	.161	.171	-0.010	.266	.284	-0.018	.212	.226	-0.014












Houston Astros Pitchers 2020












Rk.	Player	PA	BIP	BA	xBA	Diff	SLG	xSLG	Diff	wOBA	xwOBA	Diff	ERA	xERA	Diff
1	 Pressly, Ryan	91	54	.253	.209	0.044	.410	.299	0.111	.312	.258	0.054	3.43	2.79	0.64
2	 Javier, Cristian	214	140	.188	.186	0.002	.391	.345	0.046	.280	.268	0.012	3.48	3.02	0.46
3	 Scrubbs, Andre	102	58	.190	.188	0.002	.241	.286	-0.045	.280	.297	-0.017	1.90	3.74	-1.84
4	 Valdez, Framber	288	191	.240	.237	0.003	.342	.376	-0.034	.279	.299	-0.020	3.57	3.79	-0.22
5	 Greinke, Zack	273	196	.256	.249	0.007	.405	.421	-0.016	.293	.299	-0.006	4.03	3.79	0.24
6	 McCullers Jr., Lance	227	146	.220	.244	-0.024	.405	.409	-0.004	.308	.327	-0.019	3.93	4.61	-0.68
7	 Urquidy, José	116	90	.206	.279	-0.073	.327	.459	-0.132	.263	.345	-0.082	2.73	5.20	-2.47
8	 Paredes, Enoli	90	58	.237	.286	-0.049	.329	.410	-0.081	.301	.360	-0.059	3.05	5.74	-2.69
9	 Bielak, Brandon	148	103	.305	.291	0.014	.578	.536	0.042	.411	.394	0.017	6.75	7.13	-0.3














Houston Astros Batters 2020													
Rk.	Player	PA	Pos	BIP	BA	xBA	Diff	SLG	xSLG	Diff	wOBA	xwOBA	Diff
1	 Springer, George	222	OF	153	.265	.291	-0.026	.540	.563	-0.023	.376	.397	-0.021
2	 Bregman, Alex	180	3B	128	.242	.252	-0.010	.451	.391	0.060	.345	.333	0.012
3	 Tucker, Kyle	228	RF	164	.268	.265	0.003	.512	.454	0.058	.349	.331	0.018
4	 Brantley, Michael	187	LF	142	.300	.260	0.040	.476	.413	0.063	.362	.325	0.037
5	 Maldonado, Martín	165	C	86	.215	.204	0.011	.378	.360	0.018	.326	.318	0.008
6	 Gurriel, Yuli	230	1B	189	.232	.262	-0.030	.384	.404	-0.020	.281	.315	-0.034
7	 Correa, Carlos	221	SS	153	.264	.253	0.011	.383	.399	-0.016	.308	.312	-0.004
8	 Reddick, Josh	210	OF	147	.245	.245	0.000	.378	.358	0.020	.303	.300	0.003
9	 Altuve, Jose	210	2B	153	.219	.229	-0.010	.344	.347	-0.003	.278	.286	-0.008
10	 Toro, Abraham	97	3B	64	.149	.221	-0.072	.276	.334	-0.058	.234	.282	-0.048




Oakland Athletics Pitchers 2020															
Rk.	Player	PA	BIP	BA	xBA	Diff	SLG	xSLG	Diff	wOBA	xwOBA	Diff	ERA	xERA	Diff
1	 Hendriks, Liam	92	52	.161	.213	-0.052	.218	.325	-0.107	.173	.241	-0.068	1.78	2.44	-0.66
2	 Soria, Joakim	96	62	.217	.201	0.016	.289	.314	-0.025	.247	.257	-0.010	2.82	2.77	0.05
3	 Wendelken, J.B.	106	63	.183	.183	0.000	.280	.316	-0.036	.245	.262	-0.017	1.80	2.88	-1.08
4	 Trivino, Lou	93	57	.193	.199	-0.006	.325	.373	-0.048	.270	.291	-0.021	3.86	3.58	0.28
5	 Bassitt, Chris	261	187	.233	.240	-0.007	.371	.387	-0.016	.287	.299	-0.012	2.29	3.79	-1.50
6	 Manaea, Sean	222	168	.270	.264	0.006	.427	.412	0.015	.309	.304	0.005	4.50	3.93	0.57
7	 Luzardo, Jesús	248	169	.257	.254	0.003	.429	.410	0.019	.320	.316	0.004	4.12	4.27	-0.15
8	 Minor, Mike	239	156	.230	.235	-0.005	.415	.436	-0.021	.307	.318	-0.011	5.56	4.33	1.23
9	 Montas, Frankie	237	153	.270	.247	0.023	.464	.429	0.035	.346	.326	0.020	5.60	4.58	1.02
10	 Fiers, Mike	257	200	.275	.260	0.015	.436	.446	-0.010	.332	.333	-0.001	4.58	4.80	-0.22
11	 McFarland, T.J.	92	77	.302	.290	0.012	.547	.497	0.050	.378	.359	0.019	4.35	5.70	-1.35










Oakland Athletics Batters 2020													
Rk.	Player	PA	Pos	BIP	BA	xBA	Diff	SLG	xSLG	Diff	wOBA	xwOBA	Diff
1	 Canha, Mark	243	LF	142	.246	.238	0.008	.408	.411	-0.003	.351	.355	-0.004
2	 Murphy, Sean	140	C	79	.233	.217	0.016	.457	.440	0.017	.358	.348	0.010
3	 La Stella, Tommy	228	2B	187	.281	.273	0.008	.449	.420	0.029	.355	.346	0.009
4	 Chapman, Matt	152	3B	89	.232	.241	-0.009	.535	.535	0.000	.335	.343	-0.008
5	 Laureano, Ramón	222	CF	128	.213	.235	-0.022	.366	.408	-0.042	.315	.340	-0.025
6	 Olson, Matt	245	1B	133	.195	.221	-0.026	.424	.447	-0.023	.316	.336	-0.020
7	 Kemp, Tony	114	2B	82	.247	.256	-0.009	.301	.349	-0.048	.307	.328	-0.021
8	 Lamb, Jake	99	LF	63	.193	.237	-0.044	.352	.427	-0.075	.281	.327	-0.046
9	 Grossman, Robbie	192	LF	128	.241	.239	0.002	.482	.397	0.085	.351	.325	0.026
10	 Davis, Khris	99	LF	60	.200	.221	-0.021	.329	.407	-0.078	.284	.320	-0.036
11	 Piscotty, Stephen	171	RF	108	.226	.237	-0.011	.358	.398	-0.040	.273	.293	-0.020
12	 Semien, Marcus	236	2B	161	.223	.203	0.020	.374	.344	0.030	.299	.281	0.018

Toronto Blue Jays Pitchers 2020															
Rk.	Player	PA	BIP	BA	xBA	Diff	SLG	xSLG	Diff	wOBA	xwOBA	Diff	ERA	xERA	Diff
1	 Bass, Anthony	100	70	.189	.172	0.017	.300	.259	0.041	.242	.222	0.020	3.51	2.07	1.44
2	 Cole, A.J.	95	66	.226	.190	0.036	.393	.292	0.101	.290	.243	0.047	3.09	2.48	0.61
3	 Ryu, Hyun Jin	275	185	.234	.231	0.003	.352	.331	0.021	.279	.272	0.007	2.69	3.11	-0.42
4	 Dolis, Rafael	100	54	.193	.170	0.023	.277	.309	-0.032	.277	.279	-0.002	1.50	3.28	-1.78
5	 Waguespack, Jacob	90	63	.346	.252	0.094	.474	.367	0.107	.391	.320	0.071	8.15	4.39	3.76
6	 Yamaguchi, Shun	120	75	.283	.229	0.054	.556	.409	0.147	.398	.332	0.066	8.06	4.77	3.29
7	 Hatch, Thomas	109	71	.191	.240	-0.049	.298	.404	-0.106	.275	.333	-0.058	2.73	4.80	-2.07
8	 Walker, Taijuan	225	152	.214	.254	-0.040	.368	.453	-0.085	.291	.340	-0.049	2.70	5.03	-2.33
9	 Shoemaker, Matt	115	80	.210	.248	-0.038	.467	.492	-0.025	.312	.342	-0.030	4.71	5.10	-0.39
10	 Kay, Anthony	98	62	.268	.261	0.007	.500	.455	0.045	.364	.352	0.012	5.14	5.45	-0.31
11	 Anderson, Chase	154	105	.315	.289	0.026	.622	.556	0.066	.412	.378	0.034	7.22	6.45	0.77
12	 Stripling, Ross	220	161	.281	.292	-0.011	.538	.538	0.000	.373	.379	-0.006	5.84	6.49	-0.65
13	 Ray, Robbie	251	137	.261	.254	0.007	.522	.488	0.034	.390	.379	0.011	6.62	6.49	0.13
14	 Roark, Tanner	220	154	.309	.279	0.030	.613	.542	0.071	.417	.380	0.037	6.80	6.53	0.27

Toronto Blue Jays Batters 2020													
Rk.	Player	PA	Pos	BIP	BA	xBA	Diff	SLG	xSLG	Diff	wOBA	xwOBA	Diff
1	 Hernández, Teoscar	207	RF	128	.289	.294	-0.005	.579	.611	-0.032	.382	.396	-0.014
2	 Tellez, Rowdy	127	1B	95	.283	.273	0.010	.540	.492	0.048	.369	.356	0.013
3	 Bichette, Bo	128	SS	96	.301	.292	0.009	.512	.532	-0.020	.353	.356	-0.003
4	 Jansen, Danny	147	C	93	.183	.244	-0.061	.358	.436	-0.078	.300	.352	-0.052
5	 Gurriel Jr., Lourdes	224	LF	162	.308	.280	0.028	.534	.484	0.050	.372	.345	0.027
6	 Guerrero Jr., Vladimir	243	1B	183	.262	.260	0.002	.462	.437	0.025	.338	.331	0.007
7	 Grichuk, Randal	231	CF	169	.273	.266	0.007	.481	.463	0.018	.334	.330	0.004
8	 Shaw, Travis	180	3B	114	.239	.241	-0.002	.411	.436	-0.025	.310	.323	-0.013
9	 Panik, Joe	141	3B	93	.225	.244	-0.019	.300	.345	-0.045	.296	.320	-0.024
10	 Biggio, Cavan	265	3B	159	.250	.214	0.036	.432	.343	0.089	.354	.313	0.041
11	 Villar, Jonathan	207	3B	134	.232	.208	0.024	.292	.277	0.015	.266	.253	0.013




Atlanta Braves Pitchers 2020															
Rk.	Player	PA	BIP	BA	xBA	Diff	SLG	xSLG	Diff	wOBA	xwOBA	Diff	ERA	xERA	Diff
1	 Anderson, Ian	138	81	.172	.183	-0.011	.230	.233	-0.003	.234	.242	-0.008	1.95	2.46	-0.51
2	 Matzek, Tyler	121	66	.211	.181	0.030	.284	.272	0.012	.261	.244	0.017	2.79	2.50	0.29
3	 Fried, Max	224	151	.211	.199	0.012	.332	.284	0.048	.276	.259	0.017	2.25	2.81	-0.56
4	 Melancon, Mark	95	72	.262	.248	0.014	.310	.353	-0.043	.276	.287	-0.011	2.78	3.48	-0.70
5	 Greene, Shane	109	77	.229	.221	0.008	.333	.345	-0.012	.281	.289	-0.008	2.60	3.53	-0.93
6	 Dayton, Grant	117	73	.214	.212	0.002	.369	.416	-0.047	.286	.303	-0.017	2.30	3.90	-1.60
7	 Tomlin, Josh	163	118	.263	.263	0.000	.434	.472	-0.038	.310	.325	-0.015	4.76	4.55	0.21
8	 Jackson, Luke	132	97	.345	.275	0.070	.442	.367	0.075	.371	.326	0.045	6.84	4.58	2.26
9	 Milone, Tommy	181	133	.324	.271	0.053	.600	.483	0.117	.395	.332	0.063	6.69	4.77	1.92
10	 Erlin, Robbie	122	88	.295	.258	0.037	.643	.532	0.111	.403	.351	0.052	8.10	5.41	2.69
11	 Ynoa, Huascar	100	68	.277	.274	0.003	.422	.422	0.000	.348	.355	-0.007	5.82	5.56	0.26
12	 Wright, Kyle	168	114	.243	.283	-0.040	.431	.512	-0.081	.340	.386	-0.046	5.21	6.78	-1.57
13	 Toussaint, Touki	120	69	.276	.261	0.015	.551	.510	0.041	.407	.387	0.020	8.88	6.83	2.05

Atlanta Braves Batters 2020													
Rk.	Player	PA	Pos	BIP	BA	xBA	Diff	SLG	xSLG	Diff	wOBA	xwOBA	Diff
1	 Freeman, Freddie	262	1B	177	.341	.338	0.003	.640	.657	-0.017	.456	.461	-0.005
2	 Ozuna, Marcell	267	LF	169	.338	.313	0.025	.636	.635	0.001	.444	.435	0.009
3	 Acuña Jr., Ronald	202	RF	100	.250	.257	-0.007	.581	.599	-0.018	.413	.421	-0.008
4	 d'Arnaud, Travis	184	C	116	.321	.298	0.023	.533	.533	0.000	.392	.382	0.010
5	 Swanson, Dansby	264	SS	167	.274	.266	0.008	.464	.472	-0.008	.348	.352	-0.004
6	 Duvall, Adam	209	RF	137	.237	.227	0.010	.532	.514	0.018	.348	.340	0.008
7	 Riley, Austin	206	3B	140	.239	.258	-0.019	.415	.463	-0.048	.307	.333	-0.026
8	 Markakis, Nick	141	RF	107	.254	.274	-0.020	.392	.361	0.031	.307	.308	-0.001
9	 Albies, Ozzie	124	2B	88	.271	.240	0.031	.466	.417	0.049	.329	.299	0.030
10	 Sandoval, Pablo	94	1B	66	.214	.233	-0.019	.262	.343	-0.081	.252	.288	-0.036
11	 Inciarte, Ender	131	CF	94	.190	.211	-0.021	.250	.261	-0.011	.233	.253	-0.020
12	 Camargo, Johan	127	1B	85	.200	.184	0.016	.367	.316	0.051	.262	.236	0.026



Milwaukee Brewers Pitchers 2020															
Rk.	Player	PA	BIP	BA	xBA	Diff	SLG	xSLG	Diff	wOBA	xwOBA	Diff	ERA	xERA	Diff
1	 Williams, Devin	100	36	.090	.108	-0.018	.157	.181	-0.024	.162	.180	-0.018	0.33	1.40	-1.07
2	 Woodruff, Brandon	293	180	.204	.197	0.007	.341	.336	0.005	.264	.261	0.003	3.05	2.86	0.19
3	 Suter, Brent	129	85	.244	.216	0.028	.366	.341	0.025	.280	.261	0.019	3.13	2.86	0.27
4	 Peralta, Freddy	125	63	.204	.179	0.025	.324	.322	0.002	.280	.271	0.009	3.99	3.08	0.91
5	 Burnes, Corbin	240	125	.174	.191	-0.017	.249	.322	-0.073	.239	.273	-0.034	2.11	3.13	-1.02
6	 Yardley, Eric	97	67	.224	.223	0.001	.353	.356	-0.003	.293	.298	-0.005	1.54	3.76	-2.22
7	 Lindblom, Josh	191	120	.244	.245	-0.001	.413	.380	0.033	.319	.309	0.010	5.16	4.07	1.09
8	 Anderson, Brett	202	156	.270	.272	-0.002	.454	.443	0.011	.328	.330	-0.002	4.21	4.70	-0.49
9	 Houser, Adrian	246	177	.285	.269	0.016	.457	.412	0.045	.353	.331	0.022	5.30	4.74	0.56

Milwaukee Brewers Batters 2020													
Rk.	Player	PA	Pos	BIP	BA	xBA	Diff	SLG	xSLG	Diff	wOBA	xwOBA	Diff
1	 Yelich, Christian	247	LF	124	.205	.248	-0.043	.430	.469	-0.039	.343	.375	-0.032
2	 Gyorko, Jedd	135	3B	81	.248	.249	-0.001	.504	.505	-0.001	.351	.357	-0.006
3	 Arcia, Orlando	189	SS	142	.260	.279	-0.019	.416	.425	-0.009	.317	.336	-0.019
4	 Braun, Ryan	141	LF	103	.233	.272	-0.039	.488	.474	0.014	.317	.334	-0.017
5	 Vogelbach, Daniel	136	1B	82	.209	.227	-0.018	.391	.408	-0.017	.317	.332	-0.015
6	 Gamel, Ben	127	LF	75	.237	.267	-0.030	.404	.407	-0.003	.313	.330	-0.017
7	 García, Avisaíl	207	RF	132	.238	.244	-0.006	.326	.375	-0.049	.296	.317	-0.021
8	 Hiura, Keston	246	1B	134	.212	.209	0.003	.410	.433	-0.023	.304	.315	-0.011
9	 Sogard, Eric	128	2B	96	.209	.254	-0.045	.278	.309	-0.031	.254	.288	-0.034
10	 Narváez, Omar	126	C	69	.176	.172	0.004	.269	.294	-0.025	.262	.269	-0.007
11	 Urías, Luis	120	SS	77	.239	.223	0.016	.294	.290	0.004	.273	.268	0.005














St. Louis Cardinals Pitchers 2020															
Rk.	Player	PA	BIP	BA	xBA	Diff	SLG	xSLG	Diff	wOBA	xwOBA	Diff	ERA	xERA	Diff
1	 Hudson, Dakota	151	104	.178	.221	-0.043	.319	.356	-0.037	.257	.292	-0.035	2.77	3.60	-0.83
2	 Kim, Kwang Hyun	154	118	.197	.255	-0.058	.324	.381	-0.057	.251	.301	-0.050	1.62	3.85	-2.23
3	 Gomber, Austin	119	75	.190	.235	-0.045	.260	.329	-0.069	.262	.309	-0.047	1.86	4.07	-2.21
4	 Wainwright, Adam	262	191	.221	.265	-0.044	.369	.436	-0.067	.277	.324	-0.047	3.15	4.52	-1.37
5	 Cabrera, Génesis	96	44	.132	.186	-0.054	.276	.373	-0.097	.280	.332	-0.052	2.42	4.77	-2.35
6	 Ponce de Leon, Daniel	143	76	.190	.223	-0.033	.430	.424	0.006	.323	.335	-0.012	4.96	4.87	0.09
7	 Flaherty, Jack	170	102	.221	.262	-0.041	.369	.432	-0.063	.299	.341	-0.042	4.91	5.07	-0.16
8	 Martínez, Carlos	104	76	.352	.295	0.057	.637	.506	0.131	.424	.362	0.062	9.90	5.82	4.08
9	 Oviedo, Johan	112	81	.253	.304	-0.051	.432	.534	-0.102	.338	.392	-0.054	5.47	7.05	-1.58










St. Louis Cardinals Batters 2020													
Rk.	Player	PA	Pos	BIP	BA	xBA	Diff	SLG	xSLG	Diff	wOBA	xwOBA	Diff
1	 Goldschmidt, Paul	231	1B	149	.304	.285	0.019	.466	.510	-0.044	.385	.394	-0.009
2	 Miller, Brad	171	LF	97	.232	.252	-0.020	.451	.481	-0.030	.349	.377	-0.028
3	 Carpenter, Matt	169	2B	92	.186	.214	-0.028	.314	.404	-0.090	.293	.332	-0.039
4	 Bader, Harrison	125	CF	67	.226	.199	0.027	.443	.422	0.021	.337	.326	0.011
5	 DeJong, Paul	174	SS	106	.250	.238	0.012	.349	.406	-0.057	.296	.315	-0.019
6	 Carlson, Dylan	119	CF	76	.200	.246	-0.046	.364	.441	-0.077	.264	.314	-0.050
7	 Edman, Tommy	227	2B	158	.250	.265	-0.015	.368	.366	0.002	.302	.313	-0.011
8	 Molina, Yadier	156	C	126	.262	.254	0.008	.359	.385	-0.026	.290	.298	-0.008
9	 Fowler, Dexter	101	RF	62	.233	.214	0.019	.389	.351	0.038	.310	.292	0.018
10	 Wong, Kolten	208	2B	154	.265	.241	0.024	.326	.311	0.015	.305	.291	0.014
11	 O'Neill, Tyler	157	LF	97	.173	.194	-0.021	.360	.376	-0.016	.271	.286	-0.015

Chicago Cubs Pitchers 2020









Rk.	Player	PA	BIP	BA	xBA	Diff	SLG	xSLG	Diff	wOBA	xwOBA	Diff	ERA	xERA	Diff
1	 Darvish, Yu	297	187	.211	.227	-0.016	.321	.345	-0.024	.249	.267	-0.018	2.01	2.99	-0.98
2	 Hendricks, Kyle	315	242	.240	.234	0.006	.372	.378	-0.006	.269	.271	-0.002	2.88	3.08	-0.20
3	 Mills, Alec	252	185	.230	.264	-0.034	.448	.462	-0.014	.316	.342	-0.026	4.48	5.10	-0.62
4	 Lester, Jon	265	203	.262	.279	-0.017	.459	.518	-0.059	.333	.363	-0.030	5.16	5.85	-0.69










Chicago Cubs Batters 2020









Rk.	Player	PA	Pos	BIP	BA	xBA	Diff	SLG	xSLG	Diff	wOBA	xwOBA	Diff
1	 Heyward, Jason	181	RF	112	.265	.287	-0.022	.456	.451	0.005	.368	.381	-0.013
2	 Happ, Ian	231	CF	136	.258	.258	0.000	.505	.464	0.041	.369	.358	0.011
3	 Rizzo, Anthony	243	1B	167	.222	.265	-0.043	.414	.411	0.003	.326	.352	-0.026
4	 Contreras, Willson	225	C	134	.243	.249	-0.006	.407	.441	-0.034	.336	.352	-0.016
5	 Schwarber, Kyle	224	LF	125	.188	.220	-0.032	.393	.434	-0.041	.307	.335	-0.028
6	 Bote, David	145	2B	86	.200	.233	-0.033	.408	.419	-0.011	.309	.328	-0.019
7	 Maybin, Cameron	101	LF	68	.247	.238	0.009	.387	.372	0.015	.302	.295	0.007
8	 Hoerner, Nico	126	2B	86	.222	.241	-0.019	.259	.312	-0.053	.263	.292	-0.029
9	 Martínez, José	98	OF	61	.182	.218	-0.036	.295	.356	-0.061	.248	.288	-0.040
10	 Caratini, Victor	132	C	85	.241	.216	0.025	.328	.318	0.010	.297	.284	0.013
11	 Bryant, Kris	147	LF	91	.206	.202	0.004	.351	.348	0.003	.285	.282	0.003
12	 Kipnis, Jason	135	2B	75	.237	.180	0.057	.404	.332	0.072	.326	.282	0.044
13	 Báez, Javier	235	SS	149	.203	.215	-0.012	.360	.380	-0.020	.256	.274	-0.018

Arizona Diamondbacks Pitchers 2020															
Rk.	Player	PA	BIP	BA	xBA	Diff	SLG	xSLG	Diff	wOBA	xwOBA	Diff	ERA	xERA	Diff
1	 Gallen, Zac	291	181	.210	.223	-0.013	.336	.365	-0.029	.274	.292	-0.018	2.75	3.60	-0.85
2	 Crichton, Stefan	109	73	.229	.256	-0.027	.344	.349	-0.005	.283	.299	-0.016	2.42	3.79	-1.37
3	 Kelly, Merrill	125	90	.218	.242	-0.024	.395	.431	-0.036	.275	.300	-0.025	2.59	3.82	-1.23
4	 Guerra, Junior	103	65	.205	.230	-0.025	.301	.347	-0.046	.287	.318	-0.031	3.04	4.33	-1.29
5	 Weaver, Luke	236	162	.292	.252	0.040	.523	.462	0.061	.368	.329	0.039	6.58	4.67	1.91
6	 Clarke, Taylor	183	122	.217	.240	-0.023	.422	.456	-0.034	.310	.332	-0.022	4.36	4.77	-0.41
7	 Rondón, Héctor	97	62	.298	.262	0.036	.631	.486	0.145	.412	.356	0.056	7.65	5.59	2.06
8	 Young, Alex	204	150	.277	.290	-0.013	.549	.551	-0.002	.361	.376	-0.015	5.44	6.37	-0.93
9	 Bumgarner, Madison	190	141	.276	.302	-0.026	.576	.608	-0.032	.383	.408	-0.025	6.48	7.79	-1.31

Arizona Diamondbacks Batters 2020													
Rk.	Player	PA	Pos	BIP	BA	xBA	Diff	SLG	xSLG	Diff	wOBA	xwOBA	Diff
1	 Calhoun, Kole	228	RF	144	.226	.259	-0.033	.526	.509	0.017	.362	.373	-0.011
2	 Walker, Christian	243	1B	171	.271	.264	0.007	.459	.452	0.007	.339	.336	0.003
3	 Escobar, Eduardo	222	2B	164	.212	.261	-0.049	.335	.394	-0.059	.257	.305	-0.048
4	 Ahmed, Nick	217	SS	153	.266	.244	0.022	.402	.374	0.028	.318	.302	0.016
5	 Marte, Ketel	195	CF	163	.287	.261	0.026	.409	.375	0.034	.316	.301	0.015
6	 Peralta, David	218	LF	160	.300	.258	0.042	.433	.371	0.062	.333	.295	0.038
7	 Varsho, Daulton	115	CF	68	.188	.196	-0.008	.366	.347	0.019	.287	.288	-0.001
8	 Kelly, Carson	129	C	93	.221	.218	0.003	.385	.351	0.034	.279	.267	0.012












Los Angeles Dodgers Pitchers 2020															
Rk.	Player	PA	BIP	BA	xBA	Diff	SLG	xSLG	Diff	wOBA	xwOBA	Diff	ERA	xERA	Diff
1	 Jansen, Kenley	102	57	.211	.188	0.023	.311	.284	0.027	.279	.259	0.020	3.33	2.81	0.52
2	 Kershaw, Clayton	221	150	.194	.215	-0.021	.365	.381	-0.016	.251	.270	-0.019	2.16	3.06	-0.90
3	 Treinen, Blake	107	75	.240	.238	0.002	.313	.308	0.005	.275	.276	-0.001	3.86	3.20	0.66
4	 Gonsolin, Tony	176	122	.193	.238	-0.045	.289	.377	-0.088	.226	.281	-0.055	2.31	3.33	-1.02
5	 Floro, Dylan	98	75	.250	.251	-0.001	.348	.342	0.006	.263	.281	-0.018	2.59	3.33	-0.74
6	 Buehler, Walker	147	93	.178	.209	-0.031	.356	.382	-0.026	.261	.284	-0.023	3.44	3.40	0.04
7	 Urías, Julio	224	161	.220	.218	0.002	.327	.366	-0.039	.269	.287	-0.018	3.27	3.48	-0.21
8	 May, Dustin	224	163	.220	.254	-0.034	.371	.409	-0.038	.282	.314	-0.032	2.57	4.21	-1.64

Los Angeles Dodgers Batters 2020													
Rk.	Player	PA	Pos	BIP	BA	xBA	Diff	SLG	xSLG	Diff	wOBA	xwOBA	Diff
1	 Seager, Corey	232	SS	177	.307	.326	-0.019	.585	.647	-0.062	.394	.427	-0.033
2	 Smith, Will	137	C	93	.289	.293	-0.004	.579	.539	0.040	.411	.407	0.004
3	 Turner, Justin	175	3B	125	.307	.296	0.011	.460	.548	-0.088	.376	.398	-0.022
4	 Taylor, Chris	214	CF	131	.270	.271	-0.001	.476	.489	-0.013	.364	.370	-0.006
5	 Bellinger, Cody	243	CF	171	.239	.280	-0.041	.455	.487	-0.032	.337	.369	-0.032
6	 Muncy, Max	248	1B	145	.192	.233	-0.041	.389	.477	-0.088	.316	.363	-0.047
7	 Betts, Mookie	246	RF	182	.292	.281	0.011	.562	.481	0.081	.390	.359	0.031
8	 Pollock, AJ	210	LF	153	.276	.271	0.005	.566	.499	0.067	.364	.346	0.018
9	 Pederson, Joc	138	LF	87	.190	.236	-0.046	.397	.450	-0.053	.295	.333	-0.038
10	 Hernández, Enrique	148	CF	109	.230	.224	0.006	.410	.383	0.027	.290	.289	0.001
11	 Barnes, Austin	104	C	65	.244	.193	0.051	.314	.279	0.035	.306	.274	0.032







San Francisco Giants Pitchers 2020															
Rk.	Player	PA	BIP	BA	xBA	Diff	SLG	xSLG	Diff	wOBA	xwOBA	Diff	ERA	xERA	Diff
1	 Rogers, Tyler	123	86	.277	.231	0.046	.375	.307	0.068	.315	.273	0.042	4.50	3.13	1.37
2	 Gausman, Kevin	245	150	.221	.229	-0.008	.389	.386	0.003	.282	.291	-0.009	3.62	3.58	0.04
3	 Smyly, Drew	111	60	.198	.218	-0.020	.297	.377	-0.080	.248	.293	-0.045	3.42	3.63	-0.21
4	 Cahill, Trevor	106	59	.184	.216	-0.032	.333	.375	-0.042	.286	.316	-0.030	3.24	4.27	-1.03
5	 Peralta, Wandy	114	76	.220	.240	-0.020	.350	.374	-0.024	.291	.317	-0.026	3.29	4.30	-1.01
6	 Cueto, Johnny	277	192	.248	.259	-0.011	.423	.414	0.009	.324	.333	-0.009	5.40	4.80	0.60
7	 Anderson, Tyler	260	190	.256	.263	-0.007	.410	.419	-0.009	.325	.334	-0.009	4.37	4.83	-0.46
8	 Webb, Logan	246	169	.288	.282	0.006	.429	.415	0.014	.350	.346	0.004	5.47	5.24	0.23










San Francisco Giants Batters 2020													
Rk.	Player	PA	Pos	BIP	BA	xBA	Diff	SLG	xSLG	Diff	wOBA	xwOBA	Diff
1	 Belt, Brandon	179	1B	113	.309	.287	0.022	.591	.597	-0.006	.427	.422	0.005
2	 Slater, Austin	104	CF	64	.282	.303	-0.021	.506	.540	-0.034	.395	.416	-0.021
3	 Yastrzemski, Mike	225	RF	137	.297	.254	0.043	.568	.492	0.076	.407	.367	0.040
4	 Longoria, Evan	209	3B	157	.254	.280	-0.026	.425	.522	-0.097	.308	.362	-0.054
5	 Dickerson, Alex	170	LF	122	.298	.266	0.032	.576	.491	0.085	.394	.353	0.041
6	 Ruf, Darin	100	LF	64	.276	.250	0.026	.517	.453	0.064	.379	.349	0.030
7	 Solano, Donovan	203	2B	152	.326	.280	0.046	.463	.418	0.045	.357	.321	0.036
8	 Dubón, Mauricio	177	SS	124	.274	.256	0.018	.389	.402	-0.013	.316	.317	-0.001
9	 Flores, Wilmer	213	2B	163	.268	.249	0.019	.515	.434	0.081	.347	.312	0.035
10	 Crawford, Brandon	193	SS	127	.256	.234	0.022	.465	.396	0.069	.334	.307	0.027
11	 Smoak, Justin	132	1B	78	.176	.188	-0.012	.361	.327	0.034	.265	.260	0.005
12	 Bart, Joey	111	C	62	.233	.200	0.033	.320	.292	0.028	.271	.247	0.024

Cleveland Indians Pitchers 2020															
Rk.	Player	PA	BIP	BA	xBA	Diff	SLG	xSLG	Diff	wOBA	xwOBA	Diff	ERA	xERA	Diff
1	 Karinchak, James	109	40	.159	.130	0.029	.227	.196	0.031	.233	.230	0.003	2.67	2.22	0.45
2	 Bieber, Shane	297	153	.167	.182	-0.015	.265	.314	-0.049	.222	.246	-0.024	1.63	2.54	-0.91
3	 Maton, Phil	96	54	.267	.205	0.062	.372	.270	0.102	.314	.253	0.061	4.57	2.68	1.89
4	 Plesac, Zach	206	142	.191	.229	-0.038	.347	.413	-0.066	.241	.285	-0.044	2.28	3.43	-1.15
5	 McKenzie, Triston	127	75	.179	.206	-0.027	.368	.427	-0.059	.264	.296	-0.032	3.24	3.71	-0.47
6	 Carrasco, Carlos	280	169	.221	.221	0.000	.361	.366	-0.005	.292	.299	-0.007	2.91	3.79	-0.88
7	 Quantrill, Cal	135	92	.254	.247	0.007	.385	.413	-0.028	.303	.311	-0.008	2.25	4.13	-1.88
8	 Civale, Aaron	312	224	.282	.264	0.018	.474	.434	0.040	.339	.321	0.018	4.74	4.42	0.32
9	 Wittgren, Nick	98	59	.209	.241	-0.032	.407	.464	-0.057	.300	.332	-0.032	3.42	4.77	-1.35
10	 Plutko, Adam	116	93	.280	.268	0.012	.495	.464	0.031	.352	.335	0.017	4.88	4.87	0.01

Cleveland Indians Batters 2020													
Rk.	Player	PA	Pos	BIP	BA	xBA	Diff	SLG	xSLG	Diff	wOBA	xwOBA	Diff
1	 Ramírez, José	254	3B	177	.292	.263	0.029	.607	.505	0.102	.415	.371	0.044
2	 Santana, Carlos	255	1B	164	.199	.250	-0.051	.350	.445	-0.095	.316	.368	-0.052
3	 Lindor, Francisco	266	SS	197	.258	.278	-0.020	.415	.439	-0.024	.324	.345	-0.021
4	 Reyes, Franmil	241	RF	147	.275	.245	0.030	.450	.439	0.011	.341	.340	0.001
5	 Hernandez, Cesar	261	2B	177	.283	.273	0.010	.408	.396	0.012	.334	.328	0.006
6	 Naquin, Tyler	141	CF	95	.218	.264	-0.046	.383	.469	-0.086	.268	.323	-0.055
7	 Naylor, Josh	104	RF	85	.247	.275	-0.028	.330	.383	-0.053	.272	.302	-0.030
8	 Luplow, Jordan	92	CF	60	.192	.199	-0.007	.359	.362	-0.003	.293	.300	-0.007
9	 DeShields, Delino	120	CF	82	.252	.225	0.027	.318	.303	0.015	.280	.267	0.013
10	 Pérez, Roberto	110	C	59	.165	.198	-0.033	.216	.281	-0.065	.228	.266	-0.038
11	 Mercado, Oscar	93	LF	61	.128	.158	-0.030	.174	.227	-0.053	.159	.193	-0.034











Seattle Mariners Pitchers 2020

Rk.	Player	PA	BIP	BA	xBA	Diff	SLG	xSLG	Diff	wOBA	xwOBA	Diff	ERA	xERA	Diff
1	 Kikuchi, Yusei	194	127	.238	.229	0.009	.366	.321	0.045	.299	.284	0.015	5.17	3.40	1.77
2	 Gonzales, Marco	277	202	.222	.241	-0.019	.361	.425	-0.064	.265	.298	-0.033	3.10	3.76	-0.66
3	 Sheffield, Justus	232	161	.251	.257	-0.006	.304	.367	-0.063	.285	.312	-0.027	3.58	4.16	-0.58
4	 Ramirez, Yohan	94	44	.130	.149	-0.019	.275	.279	-0.004	.299	.314	-0.015	2.61	4.21	-1.60
5	 Margevicius, Nick	170	120	.244	.251	-0.007	.436	.435	0.001	.314	.319	-0.005	4.57	4.36	0.21
6	 Dunn, Justin	198	127	.189	.243	-0.054	.409	.478	-0.069	.319	.369	-0.050	4.34	6.09	-1.75

Seattle Mariners Batters 2020													
Rk.	Player	PA	Pos	BIP	BA	xBA	Diff	SLG	xSLG	Diff	wOBA	xwOBA	Diff
1	 Seager, Kyle	248	3B	176	.241	.252	-0.011	.433	.472	-0.039	.338	.364	-0.026
2	 France, Ty	155	2B	104	.305	.287	0.018	.468	.484	-0.016	.362	.356	0.006
3	 Moore, Dylan	159	2B	94	.255	.249	0.006	.496	.461	0.035	.368	.353	0.015
4	 Lewis, Kyle	242	CF	137	.262	.238	0.024	.437	.431	0.006	.349	.343	0.006
5	 Crawford, J.P.	232	SS	167	.255	.254	0.001	.338	.357	-0.019	.303	.315	-0.012
6	 Marmolejos, José	115	1B	75	.206	.227	-0.021	.411	.441	-0.030	.287	.310	-0.023
7	 White, Evan	202	1B	99	.176	.190	-0.014	.346	.387	-0.041	.261	.290	-0.029
8	 Lopes, Tim	151	2B	109	.238	.235	0.003	.364	.347	0.017	.279	.276	0.003
9	 Long Jr., Shed	128	2B	80	.171	.173	-0.002	.291	.301	-0.010	.238	.246	-0.008












Miami Marlins Pitchers 2020










Rk.	Player	PA	BIP	BA	xBA	Diff	SLG	xSLG	Diff	wOBA	xwOBA	Diff	ERA	xERA	Diff
1	 Sánchez, Sixto	158	112	.250	.211	0.039	.333	.321	0.012	.284	.267	0.017	3.46	2.99	0.47
2	 López, Pablo	240	161	.230	.216	0.014	.346	.337	0.009	.278	.274	0.004	3.61	3.16	0.45
3	 Hernandez, Elieser	106	65	.212	.212	0.000	.414	.366	0.048	.290	.275	0.015	3.16	3.18	-0.02
4	 Rogers, Trevor	130	76	.283	.218	0.065	.504	.340	0.164	.368	.289	0.079	6.11	3.53	2.58
5	 Alcantara, Sandy	172	117	.226	.243	-0.017	.355	.386	-0.031	.288	.309	-0.021	3.00	4.07	-1.07
6	 Kintzler, Brandon	101	76	.236	.258	-0.022	.393	.425	-0.032	.298	.325	-0.027	2.22	4.55	-2.33
7	 Smith, Josh A.	121	91	.314	.263	0.051	.495	.420	0.075	.364	.332	0.032	6.84	4.77	2.07
8	 Castano, Daniel	126	103	.263	.288	-0.025	.404	.452	-0.048	.317	.347	-0.030	3.03	5.27	-2.24
9	 Ureña, José	104	74	.247	.246	0.001	.427	.456	-0.029	.344	.353	-0.009	5.40	5.48	-0.08
10	 Vincent, Nick	92	68	.271	.288	-0.017	.518	.538	-0.020	.357	.373	-0.016	4.43	6.24	-1.81















Miami Marlins Batters 2020													
Rk.	Player	PA	Pos	BIP	BA	xBA	Diff	SLG	xSLG	Diff	wOBA	xwOBA	Diff
1	 Cooper, Garrett	133	RF	89	.283	.303	-0.020	.500	.518	-0.018	.365	.383	-0.018
2	 Aguilar, Jesús	216	1B	152	.277	.271	0.006	.457	.453	0.004	.347	.345	0.002
3	 Rojas, Miguel	143	SS	107	.304	.275	0.029	.496	.381	0.115	.379	.330	0.049
4	 Anderson, Brian	229	3B	135	.255	.227	0.028	.465	.427	0.038	.348	.323	0.025
5	 Berti, Jon	149	3B	86	.258	.241	0.017	.350	.316	0.034	.337	.323	0.014
6	 Marte, Starling	250	CF	188	.281	.262	0.019	.430	.417	0.013	.333	.321	0.012
7	 Joyce, Matt	148	LF	87	.252	.225	0.027	.331	.334	-0.003	.310	.308	0.002
8	 Dickerson, Corey	210	LF	159	.258	.253	0.005	.402	.400	0.002	.306	.306	0.000
9	 Brinson, Lewis	112	CF	76	.226	.247	-0.021	.368	.390	-0.022	.275	.292	-0.017
10	 Alfaro, Jorge	100	C	57	.226	.220	0.006	.344	.379	-0.035	.271	.282	-0.011











New York Mets Pitchers 2020

Rk.	Player	PA	BIP	BA	xBA	Diff	SLG	xSLG	Diff	wOBA	xwOBA	Diff	ERA	xERA	Diff
1	 Díaz, Edwin	110	44	.191	.157	0.034	.287	.235	0.052	.276	.246	0.030	1.75	2.54	-0.79
2	 deGrom, Jacob	268	146	.190	.193	-0.003	.323	.330	-0.007	.246	.254	-0.008	2.38	2.70	-0.32
3	 Shreve, Chasen	102	56	.191	.205	-0.014	.371	.338	0.033	.286	.284	0.002	3.96	3.40	0.56
4	 Castro, Miguel	115	63	.277	.222	0.055	.455	.347	0.108	.357	.299	0.058	4.01	3.79	0.22
5	 Peterson, David	205	138	.202	.229	-0.027	.337	.386	-0.049	.290	.319	-0.029	3.44	4.36	-0.92
6	 Familia, Jeurys	120	75	.204	.225	-0.021	.337	.350	-0.013	.308	.322	-0.014	3.71	4.45	-0.74
7	 Hughes, Jared	109	69	.256	.227	0.029	.422	.368	0.054	.353	.326	0.027	4.84	4.58	0.26
8	 Wacha, Michael	156	110	.313	.259	0.054	.599	.457	0.142	.398	.326	0.072	6.62	4.58	2.04
9	 Lugo, Seth	160	101	.274	.265	0.009	.500	.451	0.049	.346	.331	0.015	5.15	4.74	0.41
10	 Porcello, Rick	261	190	.303	.290	0.013	.434	.463	-0.029	.340	.346	-0.006	5.64	5.24	0.40
11	 Matz, Steven	142	96	.323	.302	0.021	.700	.573	0.127	.439	.388	0.051	9.68	6.87	2.81








New York Mets Batters 2020													
Rk.	Player	PA	Pos	BIP	BA	xBA	Diff	SLG	xSLG	Diff	wOBA	xwOBA	Diff
1	 Smith, Dominic	199	LF	135	.316	.301	0.015	.616	.563	0.053	.412	.389	0.023
2	 Conforto, Michael	233	RF	145	.322	.285	0.037	.515	.482	0.033	.401	.375	0.026
3	 Davis, J.D.	229	3B	135	.247	.256	-0.009	.389	.428	-0.039	.339	.357	-0.018
4	 Nimmo, Brandon	225	CF	143	.280	.247	0.033	.484	.419	0.065	.387	.355	0.032
5	 Canó, Robinson	182	2B	148	.316	.297	0.019	.544	.481	0.063	.376	.352	0.024
6	 McNeil, Jeff	209	2B	162	.311	.276	0.035	.454	.405	0.049	.360	.335	0.025
7	 Alonso, Pete	239	1B	148	.231	.222	0.009	.490	.459	0.031	.342	.328	0.014
8	 Ramos, Wilson	155	C	112	.239	.247	-0.008	.387	.419	-0.032	.297	.316	-0.019
9	 Giménez, Andrés	132	SS	91	.263	.245	0.018	.398	.358	0.040	.321	.302	0.019
10	 Frazier, Todd	172	1B	115	.236	.221	0.015	.382	.363	0.019	.300	.288	0.012
11	 Rosario, Amed	147	SS	109	.252	.230	0.022	.371	.335	0.036	.277	.257	0.020

Washington Nationals Pitchers 2020															
Rk.	Player	PA	BIP	BA	xBA	Diff	SLG	xSLG	Diff	wOBA	xwOBA	Diff	ERA	xERA	Diff
1	 Finnegan, Kyle	107	66	.226	.217	0.009	.312	.345	-0.033	.276	.285	-0.009	2.92	3.43	-0.51
2	 Suero, Wander	102	61	.227	.220	0.007	.318	.372	-0.054	.283	.300	-0.017	3.80	3.82	-0.02
3	 Hudson, Daniel	92	50	.195	.185	0.010	.468	.411	0.057	.338	.317	0.021	6.10	4.30	1.80
4	 Scherzer, Max	295	179	.260	.249	0.011	.424	.427	-0.003	.319	.318	0.001	3.74	4.33	-0.59
5	 Harper, Ryne	110	75	.290	.264	0.026	.510	.452	0.058	.363	.334	0.029	7.61	4.83	2.78
6	 Corbin, Patrick	295	217	.308	.289	0.019	.489	.470	0.019	.357	.344	0.013	4.66	5.17	-0.51
7	 Fedde, Erick	222	169	.241	.274	-0.033	.441	.460	-0.019	.328	.351	-0.023	4.29	5.41	-1.12
8	 Sánchez, Aníbal	245	181	.313	.284	0.029	.536	.481	0.055	.383	.353	0.030	6.62	5.48	1.14
9	 Voth, Austin	225	159	.281	.264	0.017	.571	.503	0.068	.385	.354	0.031	6.34	5.52	0.82












Washington Nationals Batters 2020													
Rk.	Player	PA	Pos	BIP	BA	xBA	Diff	SLG	xSLG	Diff	wOBA	xwOBA	Diff
1	 Soto, Juan	196	RF	126	.351	.332	0.019	.695	.696	-0.001	.478	.474	0.004
2	 Turner, Trea	259	SS	199	.335	.299	0.036	.588	.509	0.079	.413	.379	0.034
3	 Harrison, Josh	91	2B	69	.278	.304	-0.026	.418	.455	-0.037	.335	.361	-0.026
4	 Gomes, Yan	119	C	90	.284	.280	0.004	.468	.458	0.010	.332	.335	-0.003
5	 Kendrick, Howie	100	2B	76	.275	.282	-0.007	.385	.450	-0.065	.298	.332	-0.034
6	 Taylor, Michael A.	99	CF	65	.196	.229	-0.033	.424	.480	-0.056	.287	.324	-0.037
7	 Cabrera, Asdrúbal	213	3B	154	.242	.242	0.000	.447	.427	0.020	.319	.316	0.003
8	 Suzuki, Kurt	129	C	95	.270	.246	0.024	.396	.351	0.045	.326	.310	0.016
9	 Thames, Eric	140	1B	81	.203	.219	-0.016	.317	.379	-0.062	.276	.305	-0.029
10	 Eaton, Adam	176	RF	131	.226	.246	-0.020	.384	.387	-0.003	.287	.299	-0.012
11	 García, Luis	139	SS	105	.276	.267	0.009	.366	.377	-0.011	.291	.296	-0.005
12	 Kieboom, Carter	122	3B	67	.202	.180	0.022	.212	.220	-0.008	.275	.273	0.002
13	 Holt, Brock	106	3B	72	.211	.223	-0.012	.274	.288	-0.014	.253	.267	-0.014
14	 Robles, Victor	189	CF	118	.220	.205	0.015	.315	.280	0.035	.273	.261	0.012











Baltimore Orioles Pitchers 2020															
Rk.	Player	PA	BIP	BA	xBA	Diff	SLG	xSLG	Diff	wOBA	xwOBA	Diff	ERA	xERA	Diff
1	 Fry, Paul	98	59	.250	.180	0.070	.398	.272	0.126	.318	.246	0.072	2.45	2.54	-0.09
2	 Means, John	176	123	.220	.190	0.030	.451	.376	0.075	.304	.268	0.036	4.53	3.02	1.51
3	 Akin, Keegan	116	70	.262	.245	0.017	.427	.413	0.014	.325	.321	0.004	4.56	4.42	0.14
4	 LeBlanc, Wade	103	81	.293	.256	0.037	.533	.416	0.117	.370	.323	0.047	8.06	4.49	3.57
5	 Sulser, Cole	100	64	.210	.219	-0.009	.358	.372	-0.014	.314	.326	-0.012	5.56	4.58	0.98
6	 Lakins Sr., Travis	116	76	.250	.268	-0.018	.380	.424	-0.044	.321	.346	-0.025	2.81	5.24	-2.43
7	 Wojciechowski, Asher	168	120	.308	.265	0.043	.596	.493	0.103	.394	.354	0.040	6.81	5.52	1.29
8	 López, Jorge	174	131	.297	.274	0.023	.465	.489	-0.024	.348	.356	-0.008	6.69	5.59	1.10
9	 Eshelman, Thomas	143	117	.260	.297	-0.037	.504	.535	-0.031	.340	.371	-0.031	3.89	6.17	-2.28
10	 Cobb, Alex	226	168	.252	.306	-0.054	.417	.502	-0.085	.320	.376	-0.056	4.30	6.37	-2.07

Baltimore Orioles Batters 2020													
Rk.	Player	PA	Pos	BIP	BA	xBA	Diff	SLG	xSLG	Diff	wOBA	xwOBA	Diff
1	 Iglesias, José	150	SS	126	.373	.356	0.017	.556	.498	0.058	.407	.384	0.023
2	 Santander, Anthony	165	RF	128	.261	.287	-0.026	.575	.516	0.059	.364	.358	0.006
3	 Stewart, DJ	112	RF	52	.193	.192	0.001	.455	.392	0.063	.353	.336	0.017
4	 Severino, Pedro	178	C	121	.250	.267	-0.017	.388	.427	-0.039	.312	.335	-0.023
5	 Mountcastle, Ryan	140	1B	98	.333	.266	0.067	.492	.430	0.062	.377	.327	0.050
6	 Sisco, Chance	121	C	57	.214	.194	0.020	.378	.376	0.002	.335	.326	0.009
7	 Valaika, Pat	150	2B	108	.277	.263	0.014	.475	.458	0.017	.337	.325	0.012
8	 Núñez, Renato	216	1B	132	.256	.227	0.029	.492	.431	0.061	.347	.314	0.033
9	 Hays, Austin	134	LF	99	.279	.243	0.036	.393	.352	0.041	.315	.289	0.026
10	 Ruiz, Rio	204	2B	141	.222	.211	0.011	.427	.354	0.073	.303	.276	0.027
11	 Alberto, Hanser	231	3B	193	.283	.244	0.039	.393	.316	0.077	.301	.259	0.042
12	 Mullins, Cedric	153	CF	107	.271	.214	0.057	.407	.297	0.110	.313	.250	0.063












San Diego Padres Pitchers 2020															
Rk.	Player	PA	BIP	BA	xBA	Diff	SLG	xSLG	Diff	wOBA	xwOBA	Diff	ERA	xERA	Diff
1	 Rosenthal, Trevor	91	44	.148	.131	0.017	.296	.262	0.034	.233	.216	0.017	1.90	1.97	-0.07
2	 Lamet, Dinelson	267	150	.161	.187	-0.026	.260	.317	-0.057	.225	.259	-0.034	2.09	2.81	-0.72
3	 Stammen, Craig	105	79	.278	.250	0.028	.381	.341	0.040	.308	.282	0.026	5.63	3.35	2.28
4	 Richards, Garrett	213	148	.244	.247	-0.003	.415	.444	-0.029	.313	.326	-0.013	4.03	4.58	-0.55
5	 Clevinger, Mike	162	107	.231	.264	-0.033	.415	.436	-0.021	.306	.330	-0.024	3.02	4.70	-1.68
6	 Davies, Zach	276	194	.216	.268	-0.052	.361	.474	-0.113	.273	.343	-0.070	2.73	5.13	-2.40
7	 Paddack, Chris	245	173	.262	.275	-0.013	.515	.487	0.028	.342	.344	-0.002	4.73	5.17	-0.44











San Diego Padres Batters 2020








Rk.	Player	PA	Pos	BIP	BA	xBA	Diff	SLG	xSLG	Diff	wOBA	xwOBA	Diff
1	 Tatis Jr., Fernando	257	SS	164	.277	.297	-0.020	.571	.614	-0.043	.392	.419	-0.027
2	 Cronenworth, Jake	192	2B	143	.285	.321	-0.036	.477	.538	-0.061	.356	.396	-0.040
3	 Myers, Wil	218	RF	142	.288	.282	0.006	.606	.584	0.022	.400	.392	0.008
4	 Machado, Manny	254	3B	191	.304	.303	0.001	.580	.542	0.038	.391	.384	0.007
5	 Hosmer, Eric	156	1B	117	.287	.288	-0.001	.517	.522	-0.005	.359	.366	-0.007
6	 Grisham, Trent	252	CF	153	.251	.265	-0.014	.456	.482	-0.026	.348	.365	-0.017
7	 Nola, Austin	184	C	129	.273	.280	-0.007	.472	.467	0.005	.352	.360	-0.008
8	 Castro, Jason	92	C	47	.188	.237	-0.049	.375	.485	-0.110	.294	.352	-0.058
9	 Pham, Tommy	125	LF	82	.211	.259	-0.048	.312	.448	-0.136	.284	.350	-0.066
10	 Moreland, Mitch	152	1B	104	.265	.236	0.029	.551	.476	0.075	.372	.335	0.037
11	 Profar, Jurickson	202	LF	155	.278	.279	-0.001	.428	.406	0.022	.335	.334	0.001









Philadelphia Phillies Pitchers 2020															
Rk.	Player	PA	BIP	BA	xBA	Diff	SLG	xSLG	Diff	wOBA	xwOBA	Diff	ERA	xERA	Diff
1	 Eflin, Zach	245	159	.263	.225	0.038	.447	.365	0.082	.325	.280	0.045	3.97	3.30	0.67
2	 Nola, Aaron	289	168	.205	.222	-0.017	.354	.354	0.000	.272	.283	-0.011	3.28	3.37	-0.09
3	 Wheeler, Zack	288	212	.254	.248	0.006	.348	.346	0.002	.291	.290	0.001	2.92	3.55	-0.63
4	 Neris, Héctor	103	63	.267	.235	0.032	.311	.344	-0.033	.300	.299	0.001	4.57	3.79	0.78
5	 Howard, Spencer	113	79	.300	.243	0.057	.530	.409	0.121	.376	.316	0.060	5.92	4.27	1.65
6	 Velasquez, Vince	154	88	.269	.232	0.037	.440	.390	0.050	.349	.319	0.030	5.56	4.36	1.20
7	 Hunter, Tommy	102	68	.239	.293	-0.054	.391	.444	-0.053	.305	.349	-0.044	4.01	5.34	-1.33
8	 Arrieta, Jake	190	141	.298	.286	0.012	.456	.448	0.008	.351	.353	-0.002	5.08	5.48	-0.40
9	 Workman, Brandon	101	65	.352	.289	0.063	.568	.527	0.041	.423	.383	0.040	5.95	6.66	-0.71
10	 Hembree, Heath	90	60	.329	.286	0.043	.759	.664	0.095	.470	.426	0.044	9.00	8.70	0.30

Philadelphia Phillies Batters 2020													
Rk.	Player	PA	Pos	BIP	BA	xBA	Diff	SLG	xSLG	Diff	wOBA	xwOBA	Diff
1	 Harper, Bryce	244	RF	150	.268	.308	-0.040	.542	.658	-0.116	.400	.453	-0.053
2	 Hoskins, Rhys	185	1B	108	.245	.235	0.010	.503	.504	-0.001	.382	.378	0.004
3	 Bohm, Alec	180	3B	126	.338	.285	0.053	.481	.467	0.014	.381	.357	0.024
4	 McCutchen, Andrew	241	LF	170	.253	.273	-0.020	.433	.479	-0.046	.327	.355	-0.028
5	 Realmuto, J.T.	195	C	125	.266	.246	0.020	.491	.498	-0.007	.361	.355	0.006
6	 Bruce, Jay	103	OF	72	.198	.237	-0.039	.469	.472	-0.003	.297	.321	-0.024
7	 Segura, Jean	217	2B	148	.266	.250	0.016	.422	.391	0.031	.333	.318	0.015
8	 Gregorius, Didi	237	SS	190	.284	.262	0.022	.488	.394	0.094	.348	.309	0.039
9	 Haseley, Adam	92	CF	66	.278	.267	0.011	.342	.340	0.002	.305	.302	0.003
10	 Gosselin, Phil	102	3B	65	.250	.238	0.012	.402	.359	0.043	.313	.295	0.018
11	 Kingery, Scott	124	RF	79	.159	.214	-0.055	.283	.390	-0.107	.227	.292	-0.065
12	 Quinn, Roman	116	CF	70	.213	.208	0.005	.315	.280	0.035	.254	.243	0.011





Pittsburgh Pirates Pitchers 2020															
Rk.	Player	PA	BIP	BA	xBA	Diff	SLG	xSLG	Diff	wOBA	xwOBA	Diff	ERA	xERA	Diff
1	 Rodríguez, Richard	93	52	.179	.212	-0.033	.298	.357	-0.059	.235	.270	-0.035	2.70	3.06	-0.36
2	 Musgrove, Joe	166	93	.226	.193	0.033	.404	.305	0.099	.308	.273	0.035	3.86	3.13	0.73
3	 Turley, Nik	92	58	.173	.207	-0.034	.293	.331	-0.038	.262	.291	-0.029	4.98	3.58	1.40
4	 Stratton, Chris	131	79	.224	.221	0.003	.353	.367	-0.014	.286	.294	-0.008	3.90	3.66	0.24
5	 Howard, Sam	90	51	.221	.211	0.010	.442	.361	0.081	.329	.300	0.029	3.86	3.82	0.04
6	 Brault, Steven	178	113	.195	.227	-0.032	.248	.352	-0.104	.267	.317	-0.050	3.38	4.30	-0.92
7	 Brubaker, JT	205	137	.262	.241	0.021	.426	.404	0.022	.328	.321	0.007	4.94	4.42	0.52
8	 Hartlieb, Geoff	101	60	.205	.224	-0.019	.282	.316	-0.034	.314	.340	-0.026	3.63	5.03	-1.40
9	 Williams, Trevor	252	178	.296	.262	0.034	.543	.445	0.098	.382	.341	0.041	6.18	5.07	1.11
10	 Holland, Derek	179	116	.261	.274	-0.013	.540	.553	-0.013	.369	.379	-0.010	6.86	6.49	0.37
11	 Kuhl, Chad	197	122	.212	.272	-0.060	.394	.509	-0.115	.321	.382	-0.061	4.27	6.61	-2.34

Pittsburgh Pirates Batters 2020													
Rk.	Player	PA	Pos	BIP	BA	xBA	Diff	SLG	xSLG	Diff	wOBA	xwOBA	Diff
1	 Hayes, Ke'Bryan	95	3B	65	.376	.294	0.082	.682	.486	0.196	.464	.363	0.101
2	 Moran, Colin	200	1B	127	.247	.253	-0.006	.472	.480	-0.008	.340	.348	-0.008
3	 Reynolds, Bryan	208	CF	128	.189	.228	-0.039	.357	.403	-0.046	.276	.310	-0.034
4	 Frazier, Adam	230	2B	175	.230	.250	-0.020	.364	.376	-0.012	.291	.307	-0.016
5	 Polanco, Gregory	174	RF	95	.153	.223	-0.070	.325	.418	-0.093	.230	.299	-0.069
6	 Bell, Josh	223	1B	140	.226	.228	-0.002	.364	.381	-0.017	.286	.297	-0.011
7	 González, Erik	193	3B	134	.227	.237	-0.010	.359	.394	-0.035	.262	.292	-0.030
8	 Newman, Kevin	172	SS	138	.224	.247	-0.023	.276	.328	-0.052	.251	.284	-0.033
9	 Stallings, Jacob	143	C	88	.248	.207	0.041	.376	.324	0.052	.309	.278	0.031
10	 Tucker, Cole	116	SS	80	.220	.195	0.025	.275	.256	0.019	.233	.218	0.015

Texas Rangers Pitchers 2020															
Rk.	Player	PA	BIP	BA	xBA	Diff	SLG	xSLG	Diff	wOBA	xwOBA	Diff	ERA	xERA	Diff
1	 Hernández, Jonathan	125	82	.218	.190	0.028	.327	.291	0.036	.274	.252	0.022	2.90	2.66	0.24
2	 Lynn, Lance	344	224	.206	.208	-0.002	.386	.350	0.036	.287	.279	0.008	3.32	3.28	0.04
3	 Cody, Kyle	92	61	.190	.198	-0.008	.278	.309	-0.031	.270	.285	-0.015	1.59	3.43	-1.84
4	 Benjamin, Wes	98	70	.264	.236	0.028	.429	.401	0.028	.322	.301	0.021	4.84	3.85	0.99
5	 Allard, Kolby	152	99	.238	.237	0.001	.392	.410	-0.018	.324	.333	-0.009	7.75	4.80	2.95
6	 Lyles, Jordan	266	205	.285	.270	0.015	.494	.463	0.031	.356	.349	0.007	7.02	5.34	1.68
7	 Gibson, Kyle	301	207	.275	.284	-0.009	.460	.452	0.008	.356	.359	-0.003	5.35	5.70	-0.35

Texas Rangers Batters 2020													
Rk.	Player	PA	Pos	BIP	BA	xBA	Diff	SLG	xSLG	Diff	wOBA	xwOBA	Diff
1	 Choo, Shin-Soo	127	LF	79	.236	.254	-0.018	.400	.455	-0.055	.312	.340	-0.028
2	 Solak, Nick	233	2B	171	.268	.264	0.004	.344	.388	-0.044	.297	.318	-0.021
3	 Gallo, Joey	226	RF	114	.181	.191	-0.010	.378	.416	-0.038	.297	.313	-0.016
4	 Taveras, Leody	134	CF	77	.227	.232	-0.005	.395	.375	0.020	.307	.305	0.002
5	 Andrus, Elvis	111	SS	88	.194	.234	-0.040	.330	.389	-0.059	.255	.295	-0.040
6	 Kiner-Falefa, Isiah	228	SS	180	.280	.260	0.020	.370	.340	0.030	.307	.293	0.014
7	 Odor, Rougned	148	2B	93	.167	.192	-0.025	.413	.417	-0.004	.259	.278	-0.019
8	 Calhoun, Willie	108	LF	85	.190	.192	-0.002	.260	.269	-0.009	.217	.232	-0.015





Tampa Bay Rays Pitchers 2020															
Rk.	Player	PA	BIP	BA	xBA	Diff	SLG	xSLG	Diff	wOBA	xwOBA	Diff	ERA	xERA	Diff
1	 Slegers, Aaron	101	75	.194	.229	-0.035	.237	.324	-0.087	.213	.264	-0.051	3.46	2.92	0.54
2	 Glasnow, Tyler	238	125	.200	.189	0.011	.400	.361	0.039	.289	.273	0.016	4.08	3.13	0.95
3	 Fairbanks, Pete	117	62	.228	.197	0.031	.307	.296	0.011	.294	.278	0.016	2.70	3.25	-0.55
4	 Thompson, Ryan	114	83	.274	.231	0.043	.425	.343	0.082	.324	.279	0.045	4.44	3.28	1.16
5	 Fleming, Josh	130	97	.230	.228	0.002	.393	.357	0.036	.289	.281	0.008	2.78	3.33	-0.55
6	 Curtiss, John	99	69	.223	.233	-0.010	.351	.401	-0.050	.267	.290	-0.023	1.80	3.55	-1.75
7	 Morton, Charlie	170	114	.279	.237	0.042	.429	.381	0.048	.330	.302	0.028	4.74	3.87	0.87
8	 Yarbrough, Ryan	234	171	.256	.252	0.004	.374	.388	-0.014	.301	.305	-0.004	3.56	3.96	-0.40
9	 Loup, Aaron	96	66	.200	.243	-0.043	.376	.418	-0.042	.270	.307	-0.037	2.52	4.01	-1.49
10	 Snell, Blake	203	122	.228	.233	-0.005	.429	.409	0.020	.312	.308	0.004	3.24	4.04	-0.80
11	 Richards, Trevor	150	112	.321	.274	0.047	.511	.449	0.062	.375	.333	0.042	5.91	4.80	1.11

Tampa Bay Rays Batters 2020													
Rk.	Player	PA	Pos	BIP	BA	xBA	Diff	SLG	xSLG	Diff	wOBA	xwOBA	Diff
1	 Lowe, Brandon	224	2B	137	.269	.261	0.008	.554	.550	0.004	.385	.382	0.003
2	 Tsutsugo, Yoshi	185	LF	108	.197	.211	-0.014	.395	.421	-0.026	.309	.325	-0.016
3	 Kiermaier, Kevin	159	CF	96	.217	.249	-0.032	.362	.377	-0.015	.301	.325	-0.024
4	 Díaz, Yandy	138	1B	97	.307	.243	0.064	.386	.320	0.066	.367	.323	0.044
5	 Brosseau, Mike	98	2B	56	.302	.223	0.079	.558	.415	0.143	.394	.314	0.080
6	 Margot, Manuel	159	RF	121	.269	.258	0.011	.352	.378	-0.026	.301	.308	-0.007
7	 Adames, Willy	205	SS	111	.259	.228	0.031	.481	.392	0.089	.347	.305	0.042
8	 Perez, Michael	93	C	58	.167	.231	-0.064	.238	.404	-0.166	.217	.303	-0.086
9	 Wendle, Joey	184	3B	134	.286	.253	0.033	.435	.370	0.065	.335	.300	0.035
10	 Renfroe, Hunter	139	RF	86	.156	.191	-0.035	.393	.395	-0.002	.277	.296	-0.019
11	 Choi, Ji-Man	145	1B	89	.230	.190	0.040	.410	.298	0.112	.316	.272	0.044
12	 Meadows, Austin	152	LF	84	.205	.178	0.027	.371	.332	0.039	.292	.270	0.022










Cincinnati Reds Pitchers 2020

Rk.	Player	PA	BIP	BA	xBA	Diff	SLG	xSLG	Diff	wOBA	xwOBA	Diff	ERA	xERA	Diff
1	 Sims, Lucas	103	55	.146	.132	0.014	.292	.208	0.084	.253	.221	0.032	2.45	2.06	0.39
2	 Bauer, Trevor	278	158	.159	.163	-0.004	.302	.287	0.015	.227	.225	0.002	1.73	2.13	-0.40
3	 Iglesias, Raisel	91	54	.193	.194	-0.001	.265	.300	-0.035	.223	.243	-0.020	2.74	2.48	0.26
4	 Antone, Tejay	141	78	.165	.168	-0.003	.314	.288	0.026	.261	.264	-0.003	2.80	2.92	-0.12
5	 Castillo, Luis	292	178	.233	.209	0.024	.365	.313	0.052	.290	.266	0.024	3.21	2.97	0.24
6	 Lorenzen, Michael	147	94	.236	.208	0.028	.362	.317	0.045	.304	.279	0.025	4.28	3.28	1.00
7	 Mahle, Tyler	201	116	.198	.189	0.009	.372	.345	0.027	.290	.283	0.007	3.59	3.37	0.22
8	 Gray, Sonny	235	135	.203	.235	-0.032	.309	.344	-0.035	.275	.303	-0.028	3.70	3.90	-0.20
9	 DeSclafani, Anthony	158	114	.301	.287	0.014	.529	.512	0.017	.384	.379	0.005	7.22	6.49	0.73



Cincinnati Reds Batters 2020

Rk.	Player	PA	Pos	BIP	BA	xBA	Diff	SLG	xSLG	Diff	wOBA	xwOBA	Diff
1	 Winker, Jesse	183	LF	104	.255	.263	-0.008	.544	.521	0.023	.396	.394	0.002
2	 Castellanos, Nick	242	RF	150	.225	.273	-0.048	.486	.542	-0.056	.329	.371	-0.042
3	 Votto, Joey	223	1B	143	.226	.253	-0.027	.446	.478	-0.032	.347	.369	-0.022
4	 Suárez, Eugenio	231	SS	132	.202	.213	-0.011	.470	.467	0.003	.332	.338	-0.006
5	 Moustakas, Mike	163	3B	105	.230	.240	-0.010	.468	.430	0.038	.340	.332	0.008
6	 Barnhart, Tucker	110	C	70	.204	.226	-0.022	.388	.408	-0.020	.296	.315	-0.019
7	 Akiyama, Shogo	183	LF	121	.245	.243	0.002	.297	.324	-0.027	.302	.311	-0.009
8	 Casali, Curt	93	C	47	.224	.185	0.039	.500	.341	0.159	.372	.308	0.064
9	 Galvis, Freddy	159	SS	111	.220	.219	0.001	.404	.358	0.046	.312	.299	0.013
10	 Goodwin, Brian	164	CF	92	.215	.212	0.003	.417	.381	0.036	.305	.298	0.007

Boston Red Sox Pitchers 2020











Rk.	Player	PA	BIP	BA	xBA	Diff	SLG	xSLG	Diff	wOBA	xwOBA	Diff	ERA	xERA	Diff
1	 Eovaldi, Nathan	199	136	.273	.253	0.020	.476	.428	0.048	.336	.312	0.024	3.72	4.16	-0.44
2	 Brasier, Ryan	110	69	.245	.248	-0.003	.378	.399	-0.021	.301	.313	-0.012	3.96	4.19	-0.23
3	 Valdez, Phillips	137	88	.282	.244	0.038	.410	.348	0.062	.349	.316	0.033	3.26	4.27	-1.01
4	 Pérez, Martín	262	185	.240	.247	-0.007	.415	.417	-0.002	.325	.330	-0.005	4.50	4.70	-0.20
5	 Barnes, Matt	102	55	.214	.236	-0.022	.369	.432	-0.063	.312	.342	-0.030	4.30	5.10	-0.80
6	 Springs, Jeffrey	99	63	.333	.270	0.063	.589	.491	0.098	.405	.345	0.060	7.08	5.20	1.88
7	 Weber, Ryan	185	141	.265	.280	-0.015	.476	.462	0.014	.345	.350	-0.005	4.40	5.38	-0.98
8	 Mazza, Chris	136	90	.288	.294	-0.006	.415	.460	-0.045	.348	.368	-0.020	4.80	6.05	-1.25
9	 Godley, Zack	143	98	.336	.287	0.049	.624	.525	0.099	.434	.383	0.051	8.16	6.66	1.50
10	 Brewer, Colten	122	82	.290	.312	-0.022	.523	.556	-0.033	.385	.409	-0.024	5.61	7.84	-2.23











Boston Red Sox Batters 2020													
Rk.	Player	PA	Pos	BIP	BA	xBA	Diff	SLG	xSLG	Diff	wOBA	xwOBA	Diff
1	 Dalbec, Bobby	92	1B	41	.263	.197	0.066	.600	.529	0.071	.400	.348	0.052
2	 Bogaerts, Xander	225	SS	163	.300	.257	0.043	.502	.471	0.031	.368	.339	0.029
3	 Devers, Rafael	248	3B	165	.263	.255	0.008	.483	.458	0.025	.337	.326	0.011
4	 Martinez, J.D.	237	LF	154	.213	.229	-0.016	.389	.444	-0.055	.290	.316	-0.026
5	 Bradley Jr., Jackie	217	CF	144	.283	.227	0.056	.450	.373	0.077	.352	.305	0.047
6	 Verdugo, Alex	221	CF	157	.308	.238	0.070	.478	.369	0.109	.362	.298	0.064
7	 Chavis, Michael	158	2B	98	.212	.223	-0.011	.377	.388	-0.011	.272	.288	-0.016
8	 Peraza, José	120	2B	94	.225	.238	-0.013	.342	.357	-0.015	.270	.287	-0.017
9	 Vázquez, Christian	189	C	130	.283	.221	0.062	.457	.356	0.101	.346	.284	0.062

Colorado Rockies Pitchers 2020															
Rk.	Player	PA	BIP	BA	xBA	Diff	SLG	xSLG	Diff	wOBA	xwOBA	Diff	ERA	xERA	Diff
1	 Kinley, Tyler	96	55	.167	.182	-0.015	.269	.307	-0.038	.263	.284	-0.021	5.32	3.40	1.92
2	 Almonte, Yency	113	81	.243	.229	0.014	.369	.380	-0.011	.293	.292	0.001	2.93	3.60	-0.67
3	 Givens, Mychal	93	56	.200	.196	0.004	.450	.394	0.056	.320	.303	0.017	3.63	3.90	-0.27
4	 Bard, Daniel	106	66	.237	.229	0.008	.344	.369	-0.025	.296	.303	-0.007	3.65	3.90	-0.25
5	 Márquez, Germán	344	246	.247	.258	-0.011	.373	.392	-0.019	.292	.314	-0.022	3.75	4.21	-0.46
6	 Senzatela, Antonio	303	240	.254	.273	-0.019	.409	.429	-0.020	.309	.328	-0.019	3.44	4.64	-1.20
7	 Freeland, Kyle	304	232	.278	.284	-0.006	.433	.436	-0.003	.335	.343	-0.008	4.33	5.13	-0.80
8	 Gray, Jon	174	139	.281	.297	-0.016	.481	.496	-0.015	.347	.361	-0.014	6.69	5.78	0.91
9	 González, Chi Chi	91	62	.289	.295	-0.006	.500	.475	0.025	.381	.367	0.014	6.86	6.01	0.85
10	 Hoffman, Jeff	104	73	.352	.300	0.052	.571	.499	0.072	.412	.368	0.044	9.28	6.05	3.23
11	 Estévez, Carlos	116	77	.317	.288	0.029	.615	.496	0.119	.420	.370	0.050	7.50	6.13	1.37
12	 Castellani, Ryan	189	133	.236	.292	-0.056	.522	.540	-0.018	.374	.405	-0.031	5.82	7.64	-1.82
13	 Díaz, Jairo	106	72	.365	.338	0.027	.612	.594	0.018	.449	.442	0.007	7.65	9.59	-1.94





Colorado Rockies Batters 2020

Rk.	Player	PA	Pos	BIP	BA	xBA	Diff	SLG	xSLG	Diff	wOBA	xwOBA	Diff
1	 Story, Trevor	259	SS	172	.289	.252	0.037	.519	.455	0.064	.370	.333	0.037
2	 Blackmon, Charlie	247	RF	182	.303	.276	0.027	.448	.429	0.019	.340	.327	0.013
3	 Pillar, Kevin	223	CF	167	.288	.268	0.020	.462	.429	0.033	.341	.323	0.018
4	 Kemp, Matt	132	LF	76	.239	.226	0.013	.419	.430	-0.011	.322	.321	0.001
5	 Hampson, Garrett	184	CF	111	.234	.229	0.005	.383	.388	-0.005	.290	.295	-0.005
6	 Wolters, Tony	109	C	72	.230	.265	-0.035	.270	.346	-0.076	.249	.294	-0.045
7	 McMahon, Ryan	193	2B	107	.215	.203	0.012	.419	.394	0.025	.308	.293	0.015
8	 Tapia, Raimel	206	LF	150	.321	.251	0.070	.402	.331	0.071	.335	.287	0.048
9	 Arenado, Nolan	201	3B	166	.253	.235	0.018	.434	.392	0.042	.308	.286	0.022
10	 Fuentes, Joshua	103	3B	71	.306	.254	0.052	.439	.341	0.098	.323	.270	0.053
11	 Murphy, Daniel	132	2B	103	.236	.238	-0.002	.333	.345	-0.012	.257	.269	-0.012
12	 Hilliard, Sam	114	CF	63	.210	.189	0.021	.438	.338	0.100	.301	.262	0.039
13	 Dahl, David	99	LF	66	.183	.199	-0.016	.247	.286	-0.039	.208	.231	-0.023












Kansas City Royals Pitchers 2020																
Rk.	Player	PA	BIP	BA	xBA	Diff	SLG	xSLG	Diff	wOBA	xwOBA	Diff	ERA	xERA	Diff	
1	 Holland, Greg	112	71	.200	.199	0.001	.310	.322	-0.012	.254	.259	-0.005	1.91	2.81	-0.90	
2	 Zimmer, Kyle	91	54	.175	.211	-0.036	.263	.289	-0.026	.248	.275	-0.027	1.57	3.18	-1.61	
3	 Staumont, Josh	112	56	.215	.196	0.019	.290	.319	-0.029	.300	.300	-0.000	2.45	3.82	-1.37	
4	 Singer, Brady	263	177	.220	.232	-0.012	.356	.369	-0.013	.285	.301	-0.016	4.06	3.85	0.21	
5	 Barlow, Scott	125	75	.239	.247	-0.008	.389	.424	-0.035	.295	.313	-0.018	4.20	4.19	0.01	
6	 Keller, Brad	215	161	.202	.269	-0.067	.244	.395	-0.151	.236	.321	-0.085	2.47	4.42	-1.95	
7	 Duffy, Danny	242	161	.249	.245	0.004	.437	.436	0.001	.324	.326	-0.002	4.95	4.58	0.37	
8	 Newberry, Jake	94	56	.256	.236	0.020	.410	.397	0.013	.339	.329	0.010	4.09	4.67	-0.58	
9	 Bubic, Kris	222	149	.263	.272	-0.009	.434	.453	-0.019	.336	.349	-0.013	4.32	5.34	-1.02	
10	 Junis, Jakob	114	87	.333	.285	0.048	.581	.503	0.078	.401	.351	0.050	6.39	5.41	0.98	
11	 Zuber, Tyler	99	48	.197	.217	-0.020	.368	.415	-0.047	.330	.354	-0.024	4.09	5.52	-1.43	






Kansas City Royals Batters 2020													
Rk.	Player	PA	Pos	BIP	BA	xBA	Diff	SLG	xSLG	Diff	wOBA	xwOBA	Diff
1	 Perez, Salvador	156	C	115	.333	.319	0.014	.633	.618	0.015	.410	.401	0.009
2	 Soler, Jorge	174	RF	90	.228	.243	-0.015	.443	.487	-0.044	.328	.349	-0.021
3	 Merrifield, Whit	265	2B	216	.282	.292	-0.010	.440	.439	0.001	.329	.336	-0.007
4	 Dozier, Hunter	186	3B	110	.228	.233	-0.005	.392	.383	0.009	.326	.328	-0.002
5	 O'Hearn, Ryan	132	1B	77	.195	.230	-0.035	.301	.384	-0.083	.269	.317	-0.048
6	 Franco, Maikel	243	3B	189	.278	.254	0.024	.457	.394	0.063	.329	.305	0.024
7	 Gordon, Alex	184	LF	126	.209	.230	-0.021	.307	.352	-0.045	.275	.300	-0.025
8	 Lopez, Nicky	192	SS	131	.201	.238	-0.037	.266	.308	-0.042	.254	.287	-0.033
9	 Olivares, Edward	101	CF	72	.240	.260	-0.020	.375	.366	0.009	.275	.286	-0.011
10	 Mondesi, Adalberto	233	SS	151	.256	.214	0.042	.416	.353	0.063	.305	.266	0.039












Detroit Tigers Pitcher 2020

Rk.	Player	PA	BIP	BA	xBA	Diff	SLG	xSLG	Diff	wOBA	xwOBA	Diff	ERA	xERA	Diff
1	 Soto, Gregory	98	54	.193	.200	-0.007	.289	.304	-0.015	.281	.289	-0.008	4.30	3.53	0.77
2	 Norris, Daniel	116	80	.231	.230	0.001	.361	.407	-0.046	.276	.292	-0.016	3.25	3.60	-0.35
3	 Garcia, Bryan	93	70	.222	.265	-0.043	.247	.346	-0.099	.261	.314	-0.053	1.66	4.21	-2.55
4	 Cisnero, José	123	76	.209	.235	-0.026	.291	.396	-0.105	.266	.315	-0.049	3.03	4.24	-1.21
5	 Skubal, Tarik	134	84	.235	.222	0.013	.496	.461	0.035	.337	.323	0.014	5.63	4.49	1.14
6	 Alexander, Tyler	152	105	.283	.258	0.025	.507	.458	0.049	.361	.335	0.026	3.96	4.87	-0.91
7	 Boyd, Matthew	271	184	.278	.258	0.020	.552	.479	0.073	.378	.347	0.031	6.71	5.27	1.44
8	 Turnbull, Spencer	242	160	.226	.275	-0.049	.337	.430	-0.093	.296	.353	-0.057	3.97	5.48	-1.51
9	 Jiménez, Joe	101	68	.284	.272	0.012	.580	.512	0.068	.390	.372	0.018	7.15	6.20	0.95
10	 Mize, Casey	133	89	.252	.294	-0.042	.478	.549	-0.071	.359	.402	-0.043	6.99	7.50	-0.51
11	 García, Rony	96	73	.287	.310	-0.023	.586	.575	0.011	.394	.403	-0.009	8.14	7.55	0.59
12	 Fulmer, Michael	136	103	.375	.338	0.037	.617	.573	0.044	.440	.412	0.028	8.78	7.98	0.80

Detroit Tigers Batters 2020













Rk.	Player	PA	Pos	BIP	BA	xBA	Diff	SLG	xSLG	Diff	wOBA	xwOBA	Diff
1	 Cabrera, Miguel	231	1B	155	.250	.286	-0.036	.417	.515	-0.098	.323	.375	-0.052
2	 Castro, Willi	140	2B	94	.349	.307	0.042	.550	.512	0.038	.393	.365	0.028
3	 Candelario, Jeimer	206	3B	136	.297	.276	0.021	.503	.469	0.034	.373	.353	0.020
4	 Reyes, Victor	213	CF	157	.277	.286	-0.009	.391	.428	-0.037	.307	.327	-0.020
5	 Jones, JaCoby	108	CF	64	.268	.240	0.028	.515	.425	0.090	.358	.321	0.037
6	 Schoop, Jonathan	177	1B	125	.278	.242	0.036	.475	.386	0.089	.338	.292	0.046
7	 Stewart, Christin	99	LF	61	.167	.208	-0.041	.300	.365	-0.065	.228	.270	-0.042
8	 Goodrum, Niko	179	SS	92	.184	.183	0.001	.335	.336	-0.001	.262	.265	-0.003
9	 Bonifacio, Jorge	94	OF	61	.221	.203	0.018	.326	.301	0.025	.266	.254	0.012
10	 Paredes, Isaac	108	2B	76	.220	.206	0.014	.290	.266	0.024	.255	.241	0.014
11	 Romine, Austin	135	C	84	.238	.205	0.033	.323	.294	0.029	.253	.229	0.024



Minnesota Twins Pitchers 2020															
Rk.	Player	PA	BIP	BA	xBA	Diff	SLG	xSLG	Diff	wOBA	xwOBA	Diff	ERA	xERA	Diff
1	 Wisler, Matt	107	56	.165	.146	0.019	.275	.272	0.003	.262	.254	0.008	1.07	2.70	-1.63
2	 Duffey, Tyler	92	54	.153	.203	-0.050	.271	.311	-0.040	.217	.255	-0.038	1.88	2.73	-0.85
3	 Maeda, Kenta	248	158	.168	.207	-0.039	.307	.348	-0.041	.219	.255	-0.036	2.70	2.73	-0.03
4	 Clippard, Tyler	98	68	.202	.210	-0.008	.309	.394	-0.085	.237	.273	-0.036	2.77	3.13	-0.36
5	 Pineda, Michael	111	78	.248	.232	0.016	.307	.337	-0.030	.269	.284	-0.015	3.38	3.40	-0.02
6	 May, Trevor	96	51	.227	.201	0.026	.398	.395	0.003	.292	.286	0.006	3.86	3.45	0.41
7	 Alcala, Jorge	94	59	.244	.224	0.020	.372	.361	0.011	.299	.288	0.011	2.63	3.50	-0.87
8	 Rogers, Taylor	91	62	.302	.246	0.056	.465	.386	0.079	.346	.294	0.052	4.05	3.66	0.39
9	 Dobnak, Randy	200	154	.278	.256	0.022	.367	.370	-0.003	.310	.303	0.007	4.05	3.90	0.15
10	 Berríos, José	271	174	.238	.248	-0.010	.383	.399	-0.016	.307	.322	-0.015	4.00	4.45	-0.45
11	 Hill, Rich	156	107	.204	.257	-0.053	.307	.447	-0.140	.272	.342	-0.070	3.03	5.10	-2.07

Minnesota Twins Batters 2020													
Rk.	Player	PA	Pos	BIP	BA	xBA	Diff	SLG	xSLG	Diff	wOBA	xwOBA	Diff
1	 Cruz, Nelson	214	DH	127	.303	.266	0.037	.595	.540	0.055	.411	.377	0.034
2	 Arraez, Luis	121	2B	102	.321	.310	0.011	.402	.453	-0.051	.335	.357	-0.022
3	 Donaldson, Josh	102	3B	58	.222	.210	0.012	.469	.413	0.056	.362	.344	0.018
4	 Kepler, Max	196	RF	136	.228	.256	-0.028	.439	.422	0.017	.328	.338	-0.010
5	 Buxton, Byron	135	CF	96	.254	.247	0.007	.577	.544	0.033	.345	.332	0.013
6	 Sanó, Miguel	205	1B	96	.204	.214	-0.010	.478	.480	-0.002	.317	.323	-0.006
7	 Rosario, Eddie	231	LF	178	.257	.244	0.013	.476	.435	0.041	.333	.316	0.017
8	 Gonzalez, Marwin	199	2B	138	.211	.240	-0.029	.320	.401	-0.081	.269	.314	-0.045
9	 Polanco, Jorge	226	2B	177	.258	.263	-0.005	.354	.381	-0.027	.289	.304	-0.015
10	 Adrianza, Ehire	101	RF	66	.191	.202	-0.011	.270	.308	-0.038	.257	.276	-0.019
11	 Cave, Jake	123	CF	69	.221	.213	0.008	.389	.332	0.057	.293	.271	0.022

Chicago White Sox Pitchers 2020															
Rk.	Player	PA	BIP	BA	xBA	Diff	SLG	xSLG	Diff	wOBA	xwOBA	Diff	ERA	xERA	Diff
1	 Marshall, Evan	93	56	.198	.195	0.003	.279	.255	0.024	.241	.234	0.007	2.38	2.30	0.08
2	 Colomé, Alex	90	64	.163	.212	-0.049	.213	.295	-0.082	.213	.264	-0.051	0.81	2.92	-2.11
3	 Giolito, Lucas	288	161	.184	.196	-0.012	.310	.321	-0.011	.257	.269	-0.012	3.48	3.04	0.44
4	 Heuer, Codi	92	58	.145	.215	-0.070	.205	.320	-0.115	.203	.277	-0.074	1.52	3.23	-1.71
5	 Dunning, Dane	142	92	.197	.224	-0.027	.315	.351	-0.036	.268	.295	-0.027	3.97	3.68	0.29
6	 Keuchel, Dallas	257	198	.218	.277	-0.059	.286	.392	-0.106	.249	.317	-0.068	1.99	4.30	-2.31
7	 Foster, Matt	109	69	.162	.242	-0.080	.273	.450	-0.177	.226	.325	-0.099	2.20	4.55	-2.35
8	 Cordero, Jimmy	124	90	.300	.291	0.009	.418	.428	-0.010	.338	.348	-0.010	6.08	5.31	0.77
9	 González, Gio	153	97	.305	.273	0.032	.473	.424	0.049	.379	.351	0.028	4.83	5.41	-0.58
10	 Cishek, Steve	93	59	.269	.254	0.015	.487	.446	0.041	.365	.360	0.005	5.40	5.74	-0.34
11	 López, Reynaldo	121	81	.269	.253	0.016	.577	.515	0.062	.396	.369	0.027	6.49	6.09	0.40
12	 Cease, Dylan	255	171	.234	.278	-0.044	.477	.511	-0.034	.353	.383	-0.030	4.01	6.66	-2.65

Chicago White Sox Batters 2020													
Rk.	Player	PA	Pos	BIP	BA	xBA	Diff	SLG	xSLG	Diff	wOBA	xwOBA	Diff
1	 Abreu, José	262	1B	182	.317	.299	0.018	.617	.587	0.030	.411	.398	0.013
2	 Jiménez, Eloy	226	LF	158	.296	.282	0.014	.559	.544	0.015	.373	.368	0.005
3	 Anderson, Tim	221	SS	159	.322	.291	0.031	.529	.506	0.023	.376	.357	0.019
4	 McCann, James	111	C	69	.289	.256	0.033	.536	.455	0.081	.378	.342	0.036
5	 Grandal, Yasmani	194	C	105	.230	.207	0.023	.422	.403	0.019	.338	.327	0.011
6	 Robert, Luis	227	CF	131	.233	.223	0.010	.436	.462	-0.026	.313	.322	-0.009
7	 Madrigal, Nick	109	2B	96	.340	.299	0.041	.369	.351	0.018	.332	.310	0.022
8	 Engel, Adam	93	CF	69	.295	.253	0.042	.477	.376	0.101	.347	.293	0.054
9	 Mazara, Nomar	149	RF	92	.228	.222	0.006	.294	.364	-0.070	.267	.290	-0.023
10	 Moncada, Yoán	231	3B	130	.225	.206	0.019	.385	.334	0.051	.309	.288	0.021
11	 Encarnación, Edwin	181	1B	106	.157	.161	-0.004	.377	.366	0.011	.270	.275	-0.005
12	 Mendick, Danny	114	SS	83	.243	.220	0.023	.383	.308	0.075	.285	.255	0.030

New York Yankees Pitchers 2020															
Rk.	Player	PA	BIP	BA	xBA	Diff	SLG	xSLG	Diff	wOBA	xwOBA	Diff	ERA	xERA	Diff
1	 Green, Chad	100	60	.144	.161	-0.017	.322	.319	0.003	.222	.231	-0.009	3.51	2.24	1.27
2	 Cole, Gerrit	288	175	.197	.196	0.001	.405	.377	0.028	.279	.271	0.008	2.84	3.08	-0.24
3	 Happ, J.A.	196	137	.208	.221	-0.013	.382	.343	0.039	.283	.278	0.005	3.47	3.25	0.22
4	 Montgomery, Jordan	193	134	.265	.248	0.017	.442	.402	0.040	.319	.300	0.019	5.11	3.82	1.29
5	 Cessa, Luis	93	68	.235	.243	-0.008	.400	.402	-0.002	.296	.304	-0.008	3.32	3.93	-0.61
6	 Tanaka, Masahiro	197	143	.257	.243	0.014	.455	.435	0.020	.319	.307	0.012	3.56	4.01	-0.45
7	 Paxton, James	90	56	.284	.228	0.056	.531	.442	0.089	.368	.315	0.053	6.64	4.24	2.40
8	 Loaisiga, Jonathan	100	66	.241	.251	-0.010	.414	.402	0.012	.317	.319	-0.002	3.52	4.36	-0.84
9	 García, Deivi	146	106	.254	.273	-0.019	.420	.456	-0.036	.305	.328	-0.023	4.98	4.64	0.34
10	 King, Michael	121	82	.278	.249	0.029	.491	.425	0.066	.363	.331	0.032	7.76	4.74	3.02
11	 Holder, Jonathan	101	76	.281	.250	0.031	.449	.450	-0.001	.345	.335	0.010	4.98	4.87	0.11
12	 Nelson, Nick	90	61	.256	.285	-0.029	.436	.478	-0.042	.338	.369	-0.031	4.79	6.09	-1.30

New York Yankees Batters 2020													
Rk.	Player	PA	Pos	BIP	BA	xBA	Diff	SLG	xSLG	Diff	wOBA	xwOBA	Diff
1	 Stanton, Giancarlo	94	DH	49	.250	.299	-0.049	.500	.543	-0.043	.375	.407	-0.032
2	 Voit, Luke	234	1B	160	.277	.279	-0.002	.610	.584	0.026	.393	.388	0.005
3	 Urshela, Gio	174	3B	130	.298	.311	-0.013	.490	.488	0.002	.365	.377	-0.012
4	 Hicks, Aaron	211	CF	131	.225	.254	-0.029	.414	.432	-0.018	.351	.372	-0.021
5	 Judge, Aaron	114	RF	69	.257	.260	-0.003	.554	.535	0.019	.371	.371	0.000
6	 Frazier, Clint	160	LF	88	.267	.246	0.021	.511	.447	0.064	.388	.363	0.025
7	 LeMahieu, DJ	216	2B	175	.364	.308	0.056	.590	.453	0.137	.429	.361	0.068
8	 Torres, Gleyber	160	SS	108	.243	.243	0.000	.368	.381	-0.013	.326	.331	-0.005
9	 Gardner, Brett	158	LF	96	.223	.226	-0.003	.392	.370	0.022	.332	.327	0.005
10	 Sánchez, Gary	178	C	92	.147	.191	-0.044	.365	.427	-0.062	.271	.311	-0.040
11	 Wade, Tyler	105	SS	68	.170	.242	-0.072	.307	.326	-0.019	.271	.310	-0.039
12	 Tauchman, Mike	111	LF	70	.242	.251	-0.009	.305	.321	-0.016	.286	.297	-0.011